




PRAIRIE VIEW A&M PANTHER FOOTBALL




BLACK COLLEGE NATIONAL CHAMPIONS • 1953 • '54 • '58 • '63 • '64
SWAC CHAMPIONS • 1931 • '33 • '51 • '52 • '53 • '54 • '58 • '60 • '63 • '64 • 2009


 Saturday, Aug. 31 • 7:00 p.m.
@ TEXAS SOUTHERN
BBVA Stadium, Houston, Texas


 Saturday, Sept. 7 • 6:00 p.m.
@ TEXAS STATE
Bobcat Stadium, San Marcos, Texas

 Saturday, Sept. 14 • 6:00 p.m.
@ SOUTHERN
A.W. Mumford, Baton Rouge, La.


 Saturday, Sept. 21 • 6:00 p.m.
@ ALABAMA A&M
Blackshear Field, Prairie View, Texas

 Saturday, Sept. 28 • 4:00 p.m.
@ STEPHEN F. AUSTIN
Homer Bryce Stadium, Nacogdoches, TX


 Saturday, Oct. 5 • 4:30 p.m.
vs. GRAMBLING
The Cotton Bowl, Dallas, Texas


 Saturday, Oct. 12 • 1:00 p.m.
@ ALABAMA STATE
New Hornet Stadium, Montgomery, Ala.

 Saturday, Oct. 19 • 2:00 p.m.
vs. MISSISSIPPI VALLEY
Blackshear Field, Prairie View, Texas

 Saturday, Oct. 26 • 4:00 p.m.
JACKSON STATE
Independence Stadium, Shreveport, La.

 Thursday, Nov. 7 • 6:30 p.m.
@ ALCORN STATE
Spinks-Casem Stadium, Alcorn State, Miss.

 Saturday, Nov. 16 • 1:00 p.m.
vs. ABILENE CHRISTIAN
Blackshear Field, Prairie View, Texas

 Saturday, Nov. 23 • 1:00 p.m.
vs. ARKANSAS-PB
Blackshear Field, Prairie View, Texas

FOLLOW THE PANTHERS ON...

 **Twitter**
PVPantherAthletics

 **Instagram**
PVPantherAthletics


 **Facebook**
Prairie View A&M Athletics

2013 SEASON KICKS OFF THIS SATURDAY
GAME 1 • TEXAS SOUTHERN (0-0, 0-0 SWAC)
Saturday, Aug. 31, 2013 • BBVA Compass Stadium • 7:00 p.m.

PRAIRIE VIEW A&M QUICK HITS

<u>MEDIA</u>	<u>SERIES HISTORY</u>
RADIO: KPVM 91.3 FM PxP: Leonard Moon Press Box #: TBA SID: Ryan McGinty (rjmcginty@pvamu.edu)	All-Time: TSU leads 41-25-1 Labor Day Classic: TSU leads 19-8 Last PV Win: 37-34, 2011 Last TSU Win: 44-41, 2012 Current Win Streak: TSU, 1 Biggest Margin of Victory (PV): 44-6, 1963 Biggest Margin of Victory (TSU): 51-0, 1984 Longest Winning Streak (PV): 5 (2007-11) Longest Winning Streak (TSU): 14 (1989-'03)
<u>INTERNET / TV</u>	
VIDEO: n/a TV: Bounce TV (11.2) KPVM Audio: www.pvamu.edu/kpvm	

THE COACHES

Heishma Northern (Southern '96) PV Record: 8-14 (3rd year) Overall: 8-14 (3rd year) Northern vs. TSU: 1-1	 Darrell Asberry (Jackson State '94) TSU Record: 2-9 (2nd year) Overall: 42-34 (8th year) Asberry vs. PV: 1-0
--	--

THE GAME

PANTHERS TO OPEN 2013 SEASON

The Prairie View A&M Panthers kick off the 2013 campaign against Texas Southern in the 29th edition of the Labor Day Classic at 7 p.m. on Saturday, Aug. 31. This year's classic will take place at BBVA Compass Stadium in Houston, Texas for the first time ever and is labeled a TSU home game.

The Panthers look to avenge last year's classic defeat as TSU ended its five-year losing streak with a last-second field goal at Reliant Stadium. Sixty-plus lettermen and seven preseason All-SWAC performers return for the Panthers this year as they had a disappointing 2012 season which saw them lose several conference games due to fourth quarter breakdowns. As a result, several changes were made on both sides of the ball to get the team over the hump.

ABOUT THE TSU TIGERS

TSU is under its fourth head coach in seven seasons as **Darrell Asberry** begins his second year as the team's head coach. In his first year at TSU, Asberry led the Tigers to a 2-9 record with wins over Prairie View A&M and Grambling State.

A total of 46 lettermen return from last year's team with six starters back offensively and nine defensively. Picked fourth in the SWAC Preseason Poll, the Tigers have a new defensive coordinator in **Michael Vite** and had one player picked to the All-SWAC Preseason Team.



OFFICE OF SPORTS INFORMATION

Ryan McGinty - SID*

E-mail: rjmcginty@pvamu.edu

Chris Elliott - Assistant SID

E-mail: cjelliott@pvamu.edu

**denotes main football contact*

Office Phone: (936) 261-9140/9106

Office FAX: (936) 261-9159

MAILING ADDRESS

Prairie View A&M University
Department of Athletics
PO Box 519 Mail Stop 1500
Prairie View, Texas 77446

INTERNET ACCESS

For the latest in the Prairie View A&M University Department of Athletics, please view www.PVPanthers.com. The site features up-to-date team news, statistics, rosters, depth charts in addition to links of interest.

SWAC TELECONFERENCE

This call is available to media each Monday. To receive information on how to call-in, contact the SWAC Office at **205-251-7573** or e-mail z.lewis@swac.org.

The schedule is as follows:

10:00 -- SWAC News
10:05 -- Anthony Jones, AAMU
10:15 -- Reggie Barlow, Alabama St.
10:25 -- Jay Hopson, Alcorn State
10:35 -- Monte Coleman, Arkansas-PB
10:45 -- Doug Williams, GSU
10:55 -- Rick Comegy, Jackson State
11:05 -- Karl Morgan, MVSU
11:15 -- Heishma Northern, PVAMU
11:25 -- Dawson Odums, Southern
11:35 -- Darrell Asberry, TSU
11:45 -- Commissioner's Corner
12:00 -- SIGN-OFF

PANTHER GAME WEEK AVAILABILITY

Monday	Tuesday	Wednesday	Thursday	Friday
Heishma Northern on SWAC Conference Call (11:15 a.m.)	Players and coaches available for post-practice interviews. (4:00 p.m.)	Players and coaches available for post-practice interviews. (7:00 p.m.)	Call SID Office on Wednesday to arrange	Depends on team travel plans

LAST TIME THEY MET

Texas Southern 44

Prairie View A&M 41

Sept. 1, 2012

Reliant Stadium (Houston, Texas)

Robert Hersh kicked a 47-yard field goal on the last play to give Texas Southern a 44-41 victory against Prairie View A&M on Saturday night at Reliant Stadium in the season opener for both teams.

After **Jerry Lovelocke** ran 5 yards for a touchdown to enable Prairie View A&M to tie the score with 1:16 remaining, Texas Southern's **Billy Rosenberg** stepped in front of a short kickoff and gave the Tigers possession at their 49-yard line. Five plays later, **Dantavious Parker** hit **Harry Brown** with a 9-yard pass to the Prairie View A&M 30 with four seconds remaining, setting up Hersh's kick attempt.

Texas Southern, which overcame a 20-7 deficit at the end of the first quarter, used two quarterbacks. Parker played earlier in the game before relieving **Riko Smalls**, who passed for 222 yards and a touchdown and ran for 101 yards, for the final drive. Fred Plummer had five receptions for 142 yards for the Tigers, and **Edward Perkins-Loving** rushed for 88 yards and two TDs.

Courtney Brown had 86 yards and three touchdowns rushing for the Panthers. Hersh made three field goals, including a 42-yarder that gave Texas Southern a 41-34 lead in the fourth quarter.

The Tigers opened the **Darrell Asberry** coaching era with a win and snapped a five-game losing streak in the series. It was the second straight meeting between the schools decided on a late field goal, as Prairie View won 37-34 on a kick with four seconds remaining a year ago.

LABOR DAY CLASSIC HISTORY

The annual Labor Day Classic enters its 29th year and features Southwestern Athletic Conference rivals Prairie View A&M University and Texas Southern University. Outside of the annual gridiron match-up between both institutions, the classic has also become an anticipated event as bragging rights are on the line for families, the marching bands and cheerleaders on Labor Day Weekend.

Moved to the beginning of the football season in 1985, the Labor Day Classic has had its share of memorable moments over the years as the contest has been played in several stadiums across the Houston area and featured a colorful bunch of players and coaches.

The first-ever Labor Day Classic was played in the Astrodome during the 1985 campaign and featured former TSU head coach **Johnnie Cole** throwing two touchdowns en route to Texas Southern capturing a 19-7 victory over the Panthers. Over 25,000 fans were present to witness the victory and the birth of Houston's most successful rivalry.

In 1986, Texas Southern claimed a 2-0 margin in the series as the Tigers staged a memorable comeback in the second half to defeat Prairie View on Labor Day night at the Astrodome. One year later, TSU once again came out on top as 19,500 fans made the trek to Robertson Stadium on the campus of the University of Houston in a 30-21 win.

Prairie View A&M made series history in 1988 as the **Haney Catchings**-led Panthers used a 23-yard field goal by **Jorge Medina** with 1:17 left to claim its first-ever win at Robertson Stadium by a score of 13-10. However, the excitement was short-lived as one year later, new TSU head coach **Walter**

PRAIRIE VIEW A&M

Location:.....Prairie View, Texas
Founded:.....1876
Enrollment:.....8,900
Affiliation:.....NCAA I
Conference:.....SWAC
Nickname:.....Panthers
School Colors:.....Purple and Gold
Stadium:.....Blackshear (6,000)
Surface:.....Natural Grass
President:.....Dr. George C. Wright
Ath. Director:.....Ashley Robinson
SWA:.....Alicia Pete

HISTORY

First Year of Football:.....1907
Black College Titles:.....5
SWAC Titles:.....11
Post-Season Record:.....1-1

COACHING STAFF

Heishma Northern 3rd season
 Head Coach
Prince Pearson 10th season
 Assistant HC / Offensive Line
Charles McMillian 1st season
 Defensive Coordinator
Mark Orlando 3rd season
 Offensive Coordinator/Quarterbacks
Miles Brandon 9th season
 Defensive Line
Raasaan Haralson 4th season
 Outside Linebackers
Brian Morgan 3rd season
 Inside Linebackers/Special Teams
Bubba McDowell 3rd season
 Defensive Backs
Harry Williams 3rd season
 Wide Receivers
Clyde Edwards 1st season
 Running Backs
K.J. Black 1st season
 Graduate Assistant
Cody Haralson 2nd season
 Defensive Student Assistant
Anthony Nunley 1st season
 Defensive Student Assistant

THE SWAC

Zena Lewis
Media Relations
www.SWAC.org
 (205) 251-7573

Highsmith arrived in Houston and dismantled the Panthers 45-7.

Beginning in 1990, the classic featured several new faces due to the disbanding of Prairie View A&M's football program. Texas Southern played host to Hampton University in 1990 and walked out of Robertson Stadium with a 28-16 victory. The following year, NAIA power Central State University traveled to Houston but the result was the same as TSU knocked off the defending NAIA Champions 19-10.

Prairie View, which reinstated football prior to the 1991 season, returned to TSU's schedule the following weekend on Sept. 7, 1991. Despite losing 23-6, the classic once again returned to normalcy as the Panthers featured a new head coach in **Ron Beard**. The 1992 edition featured future NFL Hall-of-Famer **Michael Strahan** suiting up in the classic for one final time. Strahan went out a winner as the Tigers easily disposed of the Panthers 35-0 at Rice Stadium.

While the head coaches and players changed on a consistent basis, one thing that remained constant throughout the 1990s and beginning part of the 2000s was Texas Southern's dominance in the classic series. After dropping the 1988 match-up to the Panthers, the Tigers reeled off 14 consecutive victories over the Panthers and held ground until the 2004 season when a changing of the guard occurred in both school's head coach positions.

In 2004, the weight of the classic was lifted off the backs of Prairie View A&M coaches, athletes and fans as first-year head coach **Henry Frazier III** and staff ushered in a new era with a 25-7 victory over TSU at Reliant Stadium. What made the victory even sweeter for Prairie View A&M at the time was the fact that then-first-year TSU head coach **Steve Wilson** served as Frazier's defensive coordinator at Bowie State University in 2003.

Due to Hurricane Katrina relief efforts at Reliant Park the week of the Labor Day Classic in

LDC HISTORY

YEAR	TEAM	SCORE	STADIUM
1985	TSU	19-7	Astrodome
1986	TSU	38-35	Astrodome
1987	TSU	30-21	Robertson
1988	PV	13-10	Robertson
1989	TSU	45-7	Robertson
1990*	TSU	28-16	Robertson
1991	TSU	23-6	Rice
1992	TSU	35-0	Rice
1993	TSU	38-8	Robertson
1994	TSU	20-13	Robertson
1995	TSU	50-8	Rice
1996	TSU	42-24	Astrodome
1997	TSU	32-16	Astrodome
1998	TSU	24-13	Astrodome
1999	TSU	34-0	Astrodome
2000	TSU	42-0	Astrodome
2001	TSU	17-0	Astrodome
2002	TSU	44-14	Astrodome
2003	TSU	42-3	Reliant
2004	PV	25-7	Reliant
2005	PV	30-27	Reliant
2006	TSU	17-14	Reliant
2007	PV	34-14	Reliant
2008	PV	34-14	Reliant
2009	PV	17-7	Reliant
2010	PV	16-14	Reliant
2011	PV	37-34	Delmar
2012	TSU	44-41	Reliant

**TSU played Hampton, PV didn't field a team*

2005, the game was moved to Thanksgiving Weekend. For the second consecutive year and first time since 1964, Prairie View A&M had TSU's number as the Panthers defeated the Tigers in back-to-back seasons.

In 2006, the trophy returned to Houston as Wilson and staff defeated the Panthers in a defensive battle at Reliant Stadium. However, the victory was short-lived as Frazier and staff captured an easy 34-14 win over TSU before a nationally televised audience on ESPN at Reliant Stadium in 2007.

After watching Prairie View turn the tide, Texas Southern stayed at home when it came time for a coaching change in 2007 and hired alumnus and former star quarterback **Johnnie Cole** to resurrect the Tigers. In addition to Cole's hire, TSU continued to add excitement leading up to the classic as they lured former PVAMU Director of Athletics **Charles McClelland** and several staff members to their campus along with former high school standout **Bobby Reid**. With an abundance of familiar faces and bold predictions, the 24th annual Labor Day Classic was primed to be one of the best yet.

On the field, Prairie View once again reigned supreme in 2008 as the Panthers jumped out to a big lead early on and cruised to their second consecutive win and fourth win in five years over TSU following a 34-14 win.

In 2009, the Panthers held TSU without an offensive touchdown for the first time ever in series history. The Panthers upped their streak to three straight wins over the Tigers and their fifth in sixth years over TSU following a 17-7 win. A year later in 2010, Prairie View upped their winning streak to four games over TSU following a 16-14 victory.

Due to Prairie View A&M accepting an invite to the annual MEAC/SWAC Challenge in Orlando, Fla. on Labor Day of 2011, the classic was moved back one week which marked the first time since 1991 the game wasn't played on the holiday weekend.

Played at Delmar Stadium in Houston, the classic also featured new head coaches from both schools for the first time since 2004 in PV's **Heishma Northern** and TSU's **Kevin Ramsey**. TSU

jumped out to an early lead but the Panthers rallied back in the second half and upped their streak to five wins via a late field goal en route to a 37-34 thriller.

In 2012, the classic returned to Reliant Stadium as TSU broke their five-game slide with a last-second field goal for a 44-41 win. The win marked the first time since 2006 that TSU claimed a classic title in addition to a successful debut for then first-year head coach **Darryl Asberry** of TSU.

THE LAST TIME

Saturday's game marks the second time in three seasons the Labor Day Classic will be held in an outdoor stadium (BBVA Stadium) as the 2011 edition took place at Delmar Stadium in Houston.

Due to coaching changes at both schools over the past three seasons, this year's classic returns to stable ground as it marks the first time since 2009 that both TSU and PV return the same head coaches from the previous season at the same time

In addition, both teams were previously on a roll record-wise until 2011 as this year marks the second time since 2007 and second consecutive season that both programs enter the classic with losing records from the previous year.

HOMEBOYS

Both school's head coaches hail from Baton Rouge, La. and have been lifelong friends as PV head coach **Heishma Northern** and TSU's **Darryl Asberry** grew up around the corner from each other.

In addition to that, new TSU defensive coordinator **Michael Vite** coached Northern as a player at Southern.

FAMILY RIVALRY

Located less than an hour apart, PV and TSU have shared many things over the years from ideas, concepts and employees.

It all started in April of 2008 as Texas Southern made several administrative changes in athletics as they lured

THE COACHES

Northern.....Asberry

8	Wins	42
14	Losses	34
—	BCF Titles	—
—	League Titles	3

former PVAMU athletic director **Charles McClelland** to their campus in the same capacity.

Once McClelland got to TSU, several PV staff members rejoined him at TSU including equipment manager **Eddie Davis**, head baseball coach **Michael Robertson**, marketing director **Stefann Robinson** and women's SID **Andrew Roberts**. Eventually, PV's public address announcer left while current head volleyball coach **Jocelyn Adams**, a PV alumnus and former head volleyball coach at the school, left the high school ranks to rebuild the TSU program in 2011. In the spring of 2012, former PV head women's basketball coach **Cynthia Cooper** returned to Houston and TSU after a stint at North Carolina-Wilmington. Although Cooper spent one season at TSU before departing for USC, the ties are still strong as new TSU head women's coach **Johnetta Hayes-Perry** served as a graduate assistant at Prairie View A&M for two seasons.

Former PV head football coach **Greg Johnson** is also back in town as he's on the football staff at TSU.

On the Prairie View side, offensive line coach **Prince Pearson** spent four seasons at TSU from 2000 to 2003 before coming to Prairie View A&M in 2004. Offensive coordinator **Mark Orlando** and safeties coach **Bubba McDowell** also spent several years at TSU on its football coaching staff.

In other sports, PV head men's and women's tennis coach **John Cochran** was a standout tennis player at TSU in the 1980s. Also, the Prairie View men's basketball staff has ties to TSU as assistant coaches **Jethro Hillman** and **Ansar Al-Ameen** both coached at TSU while equipment manager **Anthony Johnson** is a TSU graduate.

PVAMU RECORD

WHEN:

Overall Record	0-0
Day Games	0-0
Night Games	0-0
TV Games	0-0
ESPN3	0-0
ESPNU	0-0
Scoring First	0-0
Opponent Scoring First	0-0
Leading at the Half	0-0
Trailing at the Half	0-0
Tied at the Half	0-0
Leading after Third Qt.	0-0
Trailing after Third Qt.	0-0
Tied after Third Qt.	0-0
Overtime Games	0-0
Scoring less than 20 pts	0-0
Scoring 20+ points	0-0
Scoring 30+ Points	0-0
Allowing less than 20 points	0-0
Allowing 20+ points	0-0
Allowing 30+ points	0-0
Rushing for less than 100 yds	0-0
Rushing for over 100 yds	0-0
Rushing for 200+ yds	0-0
Passing for less than 200 yds	0-0
Passing for 200+ yds	0-0
Passing for 300+ yds	0-0
300+ yds of total offense	0-0
400+ yds of total offense	0-0
Allowing less than 100 yds rush	0-0
Allowing less than 300 yds off.	0-0
Allowing 300+ yds total offense	0-0
Having a 100-yd rusher	0-0
Opp. has a 100-yd rusher	0-0
No turnovers	0-0
Less than 3 turnovers	0-0
More than 30:00 of possession	0-0
Less than 30:00 of possession	0-0
Wearing White Jerseys	0-0
Wearing Black Jerseys	0-0
Wearing Grey Jerseys	0-0
Wearing Camouflage Jerseys	0-0
Wearing Purple Jerseys	0-0

NEW CHANGES

For the first time since the 2005 campaign, all eyes will be on the defensive side of the ball as the team will unveil a revamped scheme under new defensive coordinator **Charles McMillian**.

After finishing ninth in total defense last fall, head coach **Heishma Northern** made several personnel changes on the defensive side of the ball during the offseason which began with McMillian's hire. In addition to adding McMillian, a former assistant at Texas A&M and TCU, Northern also reshuffled the defensive staff and moved running backs coach **Brian Morgan** to inside linebackers while cornerbacks coach **Raasaan Haralson** moves to outside linebackers.

A former defensive coordinator at Prairie View A&M and Grambling State in addition to coaching on the offensive side of the ball while beginning his coaching career, Northern said the changes remind him of a similar staff change early in his career at Grambling State which began a run of three straight SWAC Championships.

PUTTING UP THE POINTS

Since 2004, Prairie View has averaged 27.6 points in contests against Texas Southern. That's a stark contrast from the past as from 1985 to 2003, PV eclipsed the 20-point mark only three times.

Defensively, TSU has struggled to score against the Panthers as they've scored an average of 19.8 points in nine years against Prairie View A&M. Last year's 44 points marked the most points scored by TSU against the Panthers since 2002.

After failing to score more than 14 points against the Panthers during a span from 2006 to 2010, TSU has reversed the trend with a 34-point outing in 2011 and a 44-point performance in 2012.

HISTORY REPEATED

Prairie View A&M has reentered into treacherous waters the program worked tirelessly to navigate out of over the past few decades.

The Panthers finished 3-8 on the season and 3-6 in league play after picking up their first three wins in the month of October last season. As a result, the team suffered their second consecutive losing campaign. The last time the Panthers had back-to-back losing seasons occurred in 2005 and 2006.

RUN, RUN, RUN

The Panthers ranked third amongst SWAC teams in rushing last fall with an average of 186.7 yards per outing and 20 rushing touchdowns.

With the majority of its offensive line back along with both running backs, that number should trend upward once again.

Junior running back **Fred Anderson** led the team in rushing with 52.5 yards per game and two touchdowns while fellow junior **Courtney Brown** followed with 47.9 yards per game and nine rushing touchdowns.

Last year, PV combined to rush for 256 yards and five touchdowns against TSU.

DO A LITTLE OF ALL

Sophomore running back **Johnta' Hebert** is a dual threat for the Panthers as he led the SWAC with 121.7 all-purpose yards per outing as a true freshman. The school record holder for most kickoff return yardage (926 yards), Hebert is also threat in the return game in addition to the running and passing games.

SPREADING THE WEALTH

Playing wide receiver in offensive coordinator **Mark Orlando's** offense has to be exciting as a total of 16 players caught a pass last fall.

Unfortunately, leading receiver **Spencer Nelson** graduated after catching a career-high 56 passes last fall. Senior **Deandre Cooper** will be expected to lead the way after catching 34 passes last season followed by seniors **Robert Primes** (23) and **Jacoby Anderson** (20).

TWICE IS NICE

For the past two years, head coach **Heishma Northern** preferred to settle on one quarterback but for whatever reason, he received the same amount of production from a pair of junior signal callers in **De'Auntre Smiley** and **Jerry Lovelocke**. As a result, Northern has learned to embrace his quarterback depth.

Last season, the duo combined to throw for 2,462 yards and 16 touchdowns as both saw plenty of action. On the ground, Smiley was also a threat as he rushed for 367 yards and three scores followed by two rushing touchdowns from Lovelocke. Both players have intangibles you can't teach which complement the team well.

ROAD WARRIORS NO MORE

The Panthers have lived out of their suitcases the past two seasons with a combined five games on the Prairie View A&M campus.

This year, the trend is reversed with four on-campus games at Blackshear Field and eight games inside the state of Texas.

EQ MANAGER, NOW STARTER

When senior wide receiver **Deandre Cooper** hits the gridiron on Saturday, it'll mark a special time in his life as football was the last thing on his mind several years ago.

Cooper suffered a tragic neck injury during a practice session as a true freshman in 2008 and missed both the 2008 and 2009 seasons.

After spending the 2009 season as an equipment manager, Cooper received medical clearance in 2010 to return to the field and spent the season playing special teams. Cooper was moved to wide receiver in the spring of 2011 and has been a starter ever since.

NORTHERN IN SEPTEMBER

PVAMU head coach **Heishma Northern** is 2-7 lifetime when playing in the month of September.

RECORD BREAKERS

Very few teams in the SWAC have as many record breakers on its coaching staff as Prairie View A&M.

Inside linebackers and special teams coach **Brian Morgan** name is etched in the SWAC and national record books as he's the all-time leading scorer amongst SWAC kickers and the career record holder with 50 field goals and single season field goal leader with 18. He also led Division I-AA following the 2001 campaign with 18 field goals and finished as the I-AA all-time leader with 197 extra points.

Running backs coach **Clyde Edwards** was one of the most productive wide receivers in Grambling State history as he holds the school record for career touchdown receptions, receiving yards and career receptions.

Graduate assistant **KJ Black** helped rewrite PV's recordbooks as Black led PV to its first SWAC Title since 1964 during the 2009 campaign.

Black set the school's single season passing record in passes attempted and yardage along with and career marks in yardage and completion

percentage.

ROAD TO THE NFL

Three Panthers were in NFL camps this summer in defensive ends turned linebackers **Quinton Spears**, **Adrian Hamilton** and **Jarvis Reed (Wilson)**.

Spears was recently released by the Indianapolis Colts while Hamilton is with the Baltimore Ravens and Reed with the Green Bay Packers.

PV ASSISTANT COACH INTERNS AT NFL CAMP

Prairie View A&M wide receivers coach **Harry Williams** rubbed elbows with some of the top athletes and coaches in his profession as a training camp intern with the Houston Texans.

Williams, who begins his third year as the team's wide receivers coach, spent valuable time with the Texans and picked up a variety of techniques during his two-week internship.

The internship was extra special for Williams due to the fact that he spent a preseason with the team and made the active roster before suffering a career-ending injury at the close of training camp. An electrical engineering graduate, the Texans paid for Williams to complete his studies at Prairie View A&M.

UP NEXT

Prairie View A&M heads west to San Marcos, Texas to face the Texas Stare Bobcats at 6 p.m. on Saturday, Sept. 7.

RADIO

Fans can follow the Panthers' progress under third-year head coach **Heishma Northern** on KPVU 91.3 FM in Prairie View, Texas. The pregame show begins 30 minutes before kickoff and is available online at www.pvamu.edu/kpvu.

Leonard Moon begins his ninth year as the "Voice of the Panthers" and the Marshall, Texas native has established himself as one of the top play-by-play men in all of college athletics.

A veteran of calling the action for more than 20 years, Moon also handles men's and women's basketball broadcasts on the Prairie View A&M Panther Sports Radio Network. He has been at the microphone for several history-making events most notably Prairie View's 2009 SWAC Football Championship, four straight winning football seasons and the Prairie View A&M Lady Panthers' three-straight SWAC Championships and four NCAA and NIT Tournament appearances.

PANTHERVISION

Prairie View A&M will begin its third year of streaming selected athletic events via its website at www.PVPANTHERS.com.

The video is available for a nominal fee through the PV website and fans have the option to purchase individual, season or yearly packages.

SWAC MOVES CHAMPIONSHIP TO HOUSTON

The Panthers will have an extra incentive to win the SWAC West as the Toyota SWAC Championship Game moves to Houston for the first time ever on Saturday, Dec. 7. The championship will take place at Reliant Stadium at 1 p.m.

The championship represents only a third of what's to come as the 2014 basketball and 2013 soccer championships will also take place in Houston.

BET YOU DIDN'T KNOW

▶▶▶ Prairie View A&M University is the second-oldest public institution of higher education in Texas, second only to Texas A&M University.

▶▶▶ Prairie View A&M University has produced more African-American three-star generals than any other higher education institution in the country.

▶▶▶ Prairie View A&M University is the only charter member remaining in the Southwestern Athletic Conference.

▶▶▶ In the College of Engineering, PVAMU students developed the first solar-powered car ever built and raced by an HBCU.

▶▶▶ Prairie View A&M has had its name changed seven times.

THIS WEEK IN THE SWAC

	Conference			Overall		
SWAC EAST						
Alabama A&M	0	0	.000	0	0	.000
Alabama State	0	0	.000	0	0	.000
Alcorn State	0	0	.000	0	0	.000
Jackson State	0	0	.000	0	0	.000
Mississippi Valley State	0	0	.000	0	0	.000
SWAC WEST						
Arkansas-Pine Bluff	0	0	.000	0	0	.000
Grambling State	0	0	.000	0	0	.000
Prairie View A&M	0	0	.000	0	0	.000
Southern	0	0	.000	0	0	.000
Texas Southern	0	0	.000	0	0	.000

This Week's Schedule

Prairie View A&M at Texas Southern, 7:00 p.m.
 Jackson State at Tulane, 7:00 p.m. (Thursday)
 Southern vs. Houston, 7:30 p.m. (Friday)
 Edward Waters at Alcorn State, 4:00 p.m.
 Jacksonville State at Alabama State, 5:00 p.m.
 Alabama A&M at Grambling State, 6:00 p.m.
 Arkansas-Pine Bluff at Arkansas State, 6:00 p.m.
 Mississippi Valley State vs. Florida A&M, 11:00 a.m. (Sunday)

Last Week's Results



2013 OPPONENTS

TEXAS SOUTHERN (0-0, 0-0 SWAC)

Last Week: Open

This Week: hosts Prairie View A&M

TEXAS STATE (0-0, 0-0 Sun Belt)

Last Week: Open

This Week: at Southern Miss

SOUTHERN (0-0, 0-0 SWAC)

Last Week: Open

This Week: at Houston

ALABAMA A&M (0-0, 0-0 SWAC)

Last Week: Open

This Week: at Grambling State

STEPHEN F. AUSTIN (0-0, 0-0 Southland)

Last Week: Open

This Week: at Weber State

GRAMBLING STATE (0-0, 0-0 SWAC)

Last Week: Open

This Week: hosts Alabama A&M

ALABAMA STATE (0-0, 0-0 SWAC)

Last Week: Open

This Week: hosts Jacksonville State

MISSISSIPPI VALLEY (0-0, 0-0 SWAC)

Last Week: Open

This Week: versus Florida A&M

JACKSON STATE (0-0, 0-0 SWAC)

Last Week: Open

This Week: at Tulane

ALCORN STATE (0-0, 0-0 SWAC)

Last Week: Open

This Week: hosts Edward Waters

ABILENE CHRISTIAN (0-0)

Last Week: Open

This Week: hosts Concordia (Ala.)

ARKANSAS-PINE BLUFF (0-0, 0-0 SWAC)

Last Week: Open

This Week: at Arkansas State



HEAD FOOTBALL COACH HEISHMA NORTHERN

Heishma Northern was named the 31st head coach in university history on Dec. 13, 2010. No stranger to the Southwestern Athletic Conference, Northern begins his 17th season on the collegiate level and ninth season at Prairie View A&M. Last season, the Panthers became an offensive juggernaut under Northern as they led the SWAC with 414.7 yards per game while also finishing first in pass efficiency (140.3), second in pass offense (228.0) and third in rush offense (186.7). Six players were named to the All-SWAC team with freshman Johnta' Hebert earning SWAC Freshman of the Year honors.

Prairie View A&M continued its NFL tradition as former Panther defensive end Jarvis Wilson inked a free agent deal with the Green Bay Packers. Wilson's signing marked the fourth straight year a student-athlete from Prairie View A&M signed an NFL Free Agent contract.

In his first season as head coach for the Panthers, Northern led one of the youngest teams in the Southwestern Athletic Conference to within one game of earning a SWAC Championship berth as Prairie View A&M finished tied for second in the SWAC's Western Division. As a team, the Panthers placed five players on the 2011 All-SWAC Team, led the league in rush offense with 174.8 yards per game and finished with the third-best offensive unit in the SWAC. Defensively, Northern's defensive background had a huge impact on the field as the Panthers led the SWAC with 45 sacks. Prairie View A&M also displayed sound discipline on the gridiron as they committed the fewest amount of penalties in the SWAC.

As a result of the team's defensive prowess, defensive end Adrian Hamilton emerged as one of the top defenders in the nation as he set the SWAC and Prairie View A&M single season sack record with 20.5 sacks en route to earning 2011 co-SWAC Defensive Player of the Year honors and a third-place finish in the 2011 Buck Buchanan Award voting, which is awarded to the top defender on the Football Championship Subdivision level. Prairie View A&M's fifth consecutive consensus AP All-American, Hamilton also played in two postseason all-star games in addition to becoming the second straight Panther defensive lineman to sign a NFL contract as he inked with the Dallas Cowboys.

In addition to Hamilton's accomplishments, several other Panthers had impressive seasons under Northern as running back/kick returner Jermaine Waddy led the SWAC in all-purpose yards while cornerback Moses Ellis finished as the league's top punt returner. Prior to becoming head coach, Northern was an award-winning defensive coordinator for six seasons at Prairie View A&M. Under his watch, the Panther defense rose to become one of the top units in the Football Championship Subdivision (FCS) Ranks.

For the fourth straight season, Northern's defense produced another All-American following the 2010 campaign as cornerback Moses Ellis led the nation in interceptions with eight and defensed 22 passes en route to earning All-American and All-SWAC honors. As a unit, the Panthers finished second in pass defense amongst SWAC foes as they only yielded 164.6 yards per contest. As a result, four members of the Panther defense earned All-SWAC honors in Ellis (first team), defensive lineman Quinton Spears (first), free safety Chris Adingupu (second) and middle linebacker Max Sencherey (second).

Despite losing six key starters and a two-time All-American from the previous year, Prairie View's defensive unit was instrumental during the team's historic run to the SWAC Championship in 2009 as the unit led the SWAC in scoring defense with 16.6 points per outing and pass defense efficiency (101.7). The Panthers finished the 2009 season ranked fifth in total defense and produced its second consecutive All-American in defensive back Anthony Beck along with having three All-SWAC members in Beck, Spears and Adingupu. In addition, Northern's unit recorded two shutouts on the season and held four teams to 74 yards or less on the ground.

In 2008, the Panther defense set the tone for the team's 9-1 record as they concluded the year ranked second nationally in scoring defense, third in total defense, third in rush defense and seventh in pass efficiency defense. Prairie View also made history and recorded two shutouts for the first time since the 1966 season.

As a result of Prairie View's defensive prowess, Northern earned national acclaim and was selected as

HEISHMA NORTHERN'S YEAR-BY-YEAR COACHING RECORD

<u>YEAR</u>	<u>SCHOOL</u>	<u>RECORD</u>	<u>CONFERENCE</u>	<u>LEAGUE FINISH</u>
2011	Prairie View A&M	5-6	5-4	SWAC (T-2nd)
2012	Prairie View A&M	3-8	3-6	SWAC (2nd)

FootballScoop.com's 2008 Division I-AA Coordinator of the Year. Individually, linebacker Zach East closed out his career as a two-time All-American while Beck and Spears earned First and Second Team All-SWAC Honors, respectively.

During the 2007 season, Northern's defense played a key role in helping the Panthers clinch their first winning season in four decades as they finished atop the SWAC in scoring and red zone defense along with a third-place total defense ranking. A total of three starters earned All-SWAC honors led by East earning All-American and SWAC Defensive Player of the Year Honors.

One year removed from finishing sixth in total defense among SWAC foes, Northern made his mark in his second year at Prairie View during the 2006 season after fielding the top-ranked defensive unit in the conference. Led by first team All-SWAC defensive end and future NFL free agent signee Jermaine McGhee, the Panthers set a school record for fewest yards rushing by an opponent after holding Edward Waters College to -35 yards. For his hard work on the gridiron after the season, Northern was one of 26 coaches from across the nation invited to attend the NCAA Expert Coaches Academy in Miami, Fla.

Prior to his tenure at Prairie View, Northern spent seven seasons at Grambling State University in a variety of capacities.

Initially brought to GSU to serve as running backs coach, Northern made a seamless transition to coaching defensive backs in 2001 as his unit ranked ninth nationally in interceptions en route to GSU's second-straight SWAC Championship. During the 2002 season, which marked Grambling's third consecutive SWAC title, Northern's group improved on the interception mark as they ranked fourth nationally.

In 2003, Northern assumed the role of interim defensive coordinator and immediately made his impact felt as the Tiger defense finished the year ranked third nationally against the run in Division I-AA. In the SWAC, the Tigers finished second in rushing, third in scoring defense, fourth in opponent third down percentage, fourth in turnover margin and fifth in sacks.

Over the course of his coaching career, Northern has had several of his former players enter the professional football realm gaining experience with the NFL, World and Arena Football Leagues. In addition, several of his pupils have received an opportunity to coach on the collegiate level.

A 1996 mathematics education graduate of Southern University, Northern began his coaching career on the high school level at Glen Oaks High School in Baton Rouge, La. where he coached girl's basketball and baseball. He then moved on to Morehouse College in Atlanta, Ga. serving as the team's running backs coach and special teams coordinator in 1997 under former head coach, Super Bowl MVP and current Grambling State head coach Doug Williams.

A student of the game of football, Northern was one of only 15 coaches from across the nation selected to participate in the prestigious NCAA Champions Forum during June of 2010. He has also completed a training camp internship with the Oakland Raiders of the National Football League in the summer of 2009.

Northern, who also holds a master's degree in Sports Administration from Grambling State, is the oldest of three siblings and is married to the former Paula Duell of Baton Rouge, La. Together, they have two children, Adam (6) and Brooke (2).

RECORD VERSUS OPPONENTS

<u>YEAR</u>	<u>SCHOOL</u>	
	Abilene Christian	0-0
	Alabama A&M	0-2
	Alabama State	0-2
	Alcorn State	2-0
	Arkansas-Pine Bluff	0-2
	Bethune-Cookman	0-1
	Grambling State	2-0
	Jackson State	0-2
	Lamar	0-1
	Mississippi Valley	1-1
	North Dakota State	0-1
	Southern	2-0
	Stephen F. Austin	0-0
	Texas Southern	1-1
	Texas State	0-1
TOTAL		8-14

2013 COACHING STAFF



PRINCE PEARSON
Assistant Head Coach
Offensive Line



CHARLES MCMILLIAN
Defensive Coordinator



MARK ORLANDO
Offensive Coordinator
Quarterbacks



MILES BRANDON
Defensive Line



RAASAAN HARALSON
Outside Linebackers



BRIAN MORGAN
Inside Linebackers
Special Teams



BUBBA MCDOWELL
Defensive Backs



HARRY WILLIAMS
Wide Receivers



CLYDE EDWARDS
Running Backs



KJ BLACK
Graduate Assistant
Offense



CODY HARALSON
Student Assistant
Defense



ANTHONY NUNLEY
Student Assistant
Defense

2013 ROSTERS

No.	Name	Pos.	Year	Ht.	Wt.	Hometown (High School/JC)
1	Deandre Cooper	WR	R-Sr.	6-3	215	Houston, Texas (Smiley)
2	Fred Anderson	RB	So.	5-9	170	Cypress, Texas (Cy Woods)
3	Johntá Hebert	RB	Fr.	5-10	195	Baton Rouge, La. (Glen Oaks)
4	Gabe Dunlap	WR	So.	5-10	170	Allen, Texas (Plano East)
5	Malcolm Mitchell-Ajayi	CB	Sr.	5-10	195	Sacramento, Calif. (Contra Costa College)
6	Christian Rousseau	WR	R-Fr.	6-2	185	Miami, Fla. (Hialeah)
7	Chris Motley	CB	Jr.	5-10	175	Seattle, Wash. (Diablo Valley College)
8	Jerry Lovelocke	QB	So.	6-5	200	Baltimore, Md. (Edmonson-Westside)
9	Kenneth Jordan	CB	Fr.	6-0	180	Birmingham, Ala. (Wenonah)
10	Amir Smith	DE	R-Sr.	6-4	215	Port Tobacco, Md. (Lackey)
11	Raheem Cardwell	LB	R-Sr.	6-2	225	Alexandria, Va. (Dematha)
12	Michael Cottingham	WR/PK	Jr.	6-0	180	Hutto, Texas (Eastern New Mexico)
13	Greg Thurmond	WR	So.	6-2	180	Balch Springs, Texas (West Mesquite)
14	De'Auntre Smiley	QB	So.	6-2	225	Lufkin, Texas (Lufkin)
15	Jamespaul Bryant	LB	R-Fr.	6-3	215	Houston, Texas (Yates)
16	Darrell Julian II	QB	Fr.	6-1	180	Houston, Texas (North Forest)
17	Chris Barrick	PK	R-Jr.	6-4	180	Copperas Cove, Texas (Copperas Cove)
18	Raymundo Cordova	PK	R-So.	5-9	155	Houston, Texas (Madison)
19	Jaylan Cheshire	QB	Fr.	6-1	195	College Station, Texas (A&M Consolidated)
20	David Metcalf	S	Jr.	5-11	205	Compton, Calif. (Citrus College)
21	Courtney Brown	RB	Jr.	6-0	200	Lake Charles, La. (LaGrange)
22	Desmond Gardiner	CB	Gr.	5-11	192	Port Arthur, Texas (Texas A&M)
23	Adrien Grant	S	R-Sr.	6-4	182	Mt. Morris, Mich. (Carman Ainsworth)
24	Foster Brown II	S	R-Fr.	5-10	175	College Park, Ga. (Westlake)
25	Stephan Meighan	CB	So.	5-10	170	Miami, Fla. (Southwest)
26	Nick Pitre	WR	Fr.	6-4	185	Lake Charles, La. (LaGrange)
27	Jovante Ham	RB	Fr.	5-7	184	West Park, Fla. (Plantation)
28	Troy Fisher	RB	So.	5-7	170	Katy, Texas (Cy Lakes)
29	Deitrich Johnson	CB	R-So.	6-1	175	Texas City, Texas (Galveston Ball)
30	Korey Alston	LB	Sr.	5-11	200	Camden, NJ (ASA Institute)
31	Robert Jackson III	CB	R-So.	5-10	180	Katy, Texas (Texas-El Paso)
32	Keylon LaSalle	WR	R-So.	5-7	158	Houston, Texas (Sharpstown)
33	Allen McCord, Jr.	TE	Jr.	6-1	205	Houston, Texas (Booker T. Washington)
34	Joshua Holley	CB	R-Fr.	5-8	160	Cypress, Texas (Cy Woods)
35	Walter Barreda	FB	Jr.	5-10	260	Houston, Texas (Texas Lutheran)
36	Anthony Wiltz	WR	Fr.	5-10	150	Houston, Texas (Kashmere)
37	Terrance Reynolds	S	Fr.	6-0	180	Ft. Lauderdale, Fla. (Stranahan)
38	Tevin Reed	S	Fr.	6-2	185	Prairieville, La. (Dutchtown)
39	Kenneth Maxwell II	S	Fr.	6-1	190	Centerhill, Fla. (South Sumter)
40	Jerome Howard	LB	Jr.	6-0	210	Sunrise, Fla. (Plantation)
41	Kurt Lambert II	LB	Jr.	5-11	195	Houston, Texas (Elsik)
42	Keith Hartaway	WR	R-Fr.	6-1	170	Houston, Texas (Chavez)
43	Tyrus Jones	DB	Fr.	5-10	160	Houston, Texas (North Forest)
44	John Parham	RB	So.	5-7	170	Missouri City, Texas (Hightower)
45	Joe Sable	LS	Jr.	6-0	200	Magnolia, Texas (St. Pius)
46	Shafique Neloms	LB	Fr.	6-0	200	Miami, Fla. (Norland)
47	Levon Castillo	RB	Sr.	5-11	210	Houston, Texas (Lon Morris College)
48	Ekene Mordi	LB	Jr.	6-3	210	Van Nuys, Calif. (LA Valley College)
49	Josh Curry	FB	Sr.	6-0	255	Houston, Texas (Lon Morris College)
50	Josh Dennis	LB	Sr.	6-2	215	Greenville, Miss. (East Mississippi CC)
51	Tomaz Thornton	OL	Fr.	6-1	246	Montgomery, Ala. (Carver)
52	Delas Lancelin II	LB	Jr.	6-0	245	Missouri City, Texas (Texas Lutheran)
53	Danny Brownell	LB	R-Jr.	5-11	235	Houston, Texas (Elsik)
54	Brandon Medina	LB	R-So.	6-0	199	Lithonia, Ga. (Lithonia)
55	Chuck Obi	LB	Sr.	6-2	245	Mission Hill, Calif. (Los Angeles Valley College)
56	Danial Steels	LB	Fr.	6-2	210	College Station, Texas (Frost)
57	Jeron Hamilton	OL	Jr.	6-5	305	Dallas, Texas (Belhaven)
58	Dillon Bonnet	OL	R-Jr.	6-2	275	Fresno, Texas (Dulles)
60	JR Arredondo	LB	R-Fr.	5-11	225	Watauga, Texas (Royce City)
62	Cleveland Sims, Jr.	OT	R-Fr.	6-5	280	Houston, Texas (Madison)
63	Glen Haisley	C	R-So.	6-1	305	New Orleans, La. (St. Augustine)

2013 ROSTERS

No.	Name	Pos.	Year	Ht.	Wt.	Hometown (High School/JC)
64	Jarrel Washington	OL	Jr.	6-2	317	Corpus Christi, Texas (Flower Bluff)
65	Archie Townsend	OL	R-Fr.	6-2	290	Clute, Texas (Brazoswood)
66	Wesley Slater	DS	Jr.	5-10	230	Magnolia, Texas (Magnolia)
67	Chris Rose	OL	R-Fr.	6-3	290	Houston, Texas (Madison)
68	Adam Burns	OL	R-Fr.	6-2	280	Pflugerville, Texas (Connally)
70	Josiah Freeman	OL	R-Fr.	6-4	280	Baton Rouge, La. (Scotlandville)
71	Shawn Pierce	OL	Fr.	6-4	285	Odessa, Texas (Permian)
73	Jordan Johnson	OL	R-So.	6-2	245	Katy, Texas (Cy Lakes)
75	Charles Rhynes	DL	So.	6-4	300	Waco, Texas (New Mexico Prep)
76	Aneus Ruiz	OL	R-Sr.	6-4	315	Houston, Texas (North Forest)
78	Tre Glover	OL	R-Jr.	6-3	280	Waskom, Texas (Marshall)
79	Denzel Lewis	OL	R-So.	6-4	312	Baton Rouge, La. (Scotlandville)
80	Rayshaun Givins	WR	Fr.	6-2	190	Houston, Texas (Eisenhower)
81	Patrick Gant	WR	R-So.	5-10	175	Cypress, Texas (Cy Woods)
82	Travis Jatzlau	P	Jr.	5-8	170	Jersey Village, Texas (Jersey Village)
83	Thaddeus Godfrey	WR	Jr.	5-6	160	Prairieville, La. (Dutchtown)
84	Rashaun Gibson	WR	Fr.	6-0	170	Copperas Cove, Texas (Copperas Cove)
85	Robert Primes	WR	Sr.	6-2	195	Houston, Texas (Navarro JC)
86	Skyler Moore	WR	R-Fr.	6-1	190	Phenix City, Ala. (Phenix City)
87	Adrian Middleton	DE	R-So.	6-3	245	Baytown, Texas (Sterling)
88	Jacoby Anderson	WR	Sr.	6-0	187	Beaumont, Texas (Clark-Atlanta)
89	Olatunde' Idowu	TE	Jr.	6-3	215	Houston, Texas (Madison)
90	Liki Porotesano	DE	R-Sr.	6-3	250	El Cajon, Calif. (Morse)
91	Chima Nduka	DL	Jr.	6-1	265	Rancho Cucamonga, Calif. (Citrus College)
92	Brock Newton	DL	Jr.	6-3	279	West Covina, Calif. (Citrus College)
94	Markele Williams	DL	Fr.	6-2	256	Los Angeles, Calif. (Locke)
95	DeVohn Reed	DL	Fr.	6-2	250	Houston, Texas (Elsik)
96	Kelechi Okeadu	TE	Jr.	6-2	255	Sugar Land, Texas (Hightower)
97	Michael Daniels	DL	Jr.	6-3	270	Garland, Texas (Naaman Forest)
98	Darrien Patterson-Ramsey	DE	Jr.	6-3	240	Long Beach, Calif. (West LA College)
99	Meshak Williamson	DL	Jr.	6-3	225	Georgetown, Texas (Georgetown)

ALPHABETICAL

30	Korey Alston	22	Desmond Gardiner	8	Jerry Lovelocke	75	Charles Rhynes
2	Fred Anderson	84	Rashaun Gibson	39	Kenneth Maxwell II	67	Chris Rose
88	Jacoby Anderson	80	Rayshaun Givins	33	Allen McCord, Jr.	6	Christian Rousseau
60	JR Arredondo	78	Tre Glover	54	Brandon Medina	76	Aneus Ruiz
35	Walter Barreda	83	Thaddeus Godfrey	25	Stephan Meighan	45	Joe Sable
17	Chris Barrick	23	Adrien Grant	20	David Metcalf	74	Cleveland Sims, Jr.
58	Dillon Bonnet	63	Glen Haisley	87	Adrian Middleton	66	Wesley Slater
21	Courtney Brown	27	Jovante Ham	5	Malcolm Mitchell-Ajayi	14	De'Auntre Smiley
24	Foster Brown II	57	Jeron Hamilton	86	Skyler Moore	10	Amir Smith
53	Danny Brownell	42	Keith Hartaway	48	Ekene Mordi	56	Daniel Steels
93	Jamespaul Bryant	3	Johntá Hebert	7	Chris Motley	51	Tomaz Thornton
68	Adam Burns	34	Joshua Holley	91	Chima Nduka	13	Greg Thurmond
11	Raheem Cardwell	40	Jerome Howard	46	Shafique Neloms	65	Archie Townsend
47	Levon Castillo	89	Olatunde' Idowu	92	Brock Newton	64	Jarrel Washington
19	Jaylan Cheshire	31	Robert Jackson III	55	Chuck Obi	94	Markele Williams
1	Deandre Cooper	82	Travis Jatzlau	96	Kelechi Okeadu	99	Meshak Williamson
18	Raymundo Cordova	29	Deitrich Johnson	44	John Parham	36	Anthony Wiltz
12	Michael Cottingham	73	Jordan Johnson	71	Shawn Pierce		
49	Josh Curry	43	Tyrus Jones	26	Nick Pitre		
97	Michael Daniels	9	Kenneth Jordan	90	Liki Porotesano		
50	Joshua Dennis	16	Darrell Julian II	85	Robert Primes		
4	Gabe Dunlap	41	Kurt Lambert II	98	Darrien Patterson-Ramsey		
28	Troy Fisher	52	Delas Lancelin II	38	Tevin Reed		
70	Josiah Freeman	32	Keylon LaSalle	95	DeVohn Reed		
81	Patrick Gant	79	Denzel Lewis	37	Terrance Reynolds		

PANTHER DEPTH CHART

PANTHER OFFENSE

Left Tackle

78 Tre Glover (6-3, 280, R-Jr.)
57 Jeron Hamilton (6-5, 305, Jr.)

Left Guard

63 Glen Haisley (6-2, 305, R-So.)
65 Archiel Townsend (6-2, 290, R-Fr.)

Center

58 Dillon Bonnet (6-2, 275, R-Jr.)
68 Adam Burns (6-2, 280, R-Fr.)

Right Guard

73 Jordan Johnson (6-2, 295, R-So.)
67 Chris Rose (6-3, 290, R-Fr.)

Right Tackle

76 Aneus Ruiz (6-4, 295, R-Sr.)
62 Cleveland Sims (6-5, 280, R-Fr.)

Quarterback

14 De'Auntre Smiley (6-2, 205, Jr.)
8 Jerry Lovelocke (6-5, 200, Jr.)

Running Back

3 Johntá Hebert (5-10, 195, So.)
47 Levon Castillo (5-11, 210, Sr.)

Fullback

49 Josh Curry (6-0, 255, Sr.)
35 Walter Barreda (5-11, 260, R-Jr.)

X-Wide Receiver

1 Deandre Cooper (6-3, 215, R-Sr.)
85 Robert Primes (6-1, 195, Sr.)

Y-Wide Receiver

13 Greg Thurmond (6-2, 180, Jr.)
42 Keith Hartaway (6-1, 170, R-Fr.)

W-Wide Receiver

4 Gabe Dunlap (5-10, 170, Jr.)
81 Patrick Gant (5-10, 175, Jr.)

Z-Wide Receiver

88 Jacoby Anderson (6-0, 165, Sr.)
85 Robert Primes (6-1, 195, Sr.)

Placekicker

17 Chris Barrick (6-4, 180, R-Jr.)

Long Snapper

45 Joe Sable (6-0, 200, Jr.)
66 Wesley Slater (5-10, 230, Jr.)

Kick Returner

3 Johntá Hebert (5-10, 195, So.)
21 Courtney Brown (6-0, 200, Jr.)

PANTHER DEFENSE

Defensive End

10 Amir Smith (6-4, 215, R-Sr.)
98 Darrien Patterson (6-3, 240, Jr.)

Defensive Tackle

92 Brock Newton (6-3, 279, Jr.)
91 Chima Nduka (6-1, 265, Jr.)
97 Michael Daniels (6-3, 270, Jr.)

Defensive End

99 Meshak Williamson (6-3, 225, So.)
90 Liki Porotesano (6-3, 250, R-Sr.)

Will Linebacker

55 Chuck Obi (6-2, 245, Sr.)
52 Delas Lancelin II (6-0, 245, Jr.)
53 Danny Brownell (5-11, 235, Jr.)

Middle Linebacker

11 Raheem Cardwell (6-2, 225, R-Sr.)
60 JR Arredondo (5-11, 225, R-Fr.)
50 Josh Dennis (6-2, 215, Sr.)

SAM Linebacker

40 Jerome Howard (6-0, 210, Jr.)
41 Kurt Lambert II (5-11, 195, Jr.)
30 Corey Alston (5-11, 200, Sr.)

Joker

93 Jamespaul Bryant (6-3, 215, R-Fr.)
48 Ekene Mordi (6-3, 210, Jr.)

Cornerback

24 Foster Brown (5-10, 175, R-Fr.)
5 Malcolm Mitchell-Ajayi (5-10, 195, Sr.)

Strong Safety

31 Robert Jackson III (5-10, 180, R-So.)
22 Desmond Gardiner (5-11, 192, R-Sr.)

Free Safety

20 David Metcalf (5-11, 190, Jr.)
23 Adrien Grant (6-4, 182, R-Sr.)

Cornerback

29 Deitrich Johnson (6-1, 175, R-So.)
34 Joshua Holley (5-8, 160, R-Fr.)

Punt Returner

3 Johntá Hebert (5-10, 195, So.)
81 Patrick Gant (5-10, 175, Jr.)

Prairie View A&M Panther Football

Prairie View A&M Overall Team Statistics (as of Aug 23, 2013)

All games

TEAM STATISTICS	PVAM	OPP
SCORING.....	305	396
Points Per Game.....	27.7	36.0
FIRST DOWNS.....	226	264
Rushing.....	96	115
Passing.....	104	121
Penalty.....	26	28
RUSHING YARDAGE.....	2054	2205
Yards gained rushing.....	2322	2435
Yards lost rushing.....	268	230
Rushing Attempts.....	424	458
Average Per Rush.....	4.8	4.8
Average Per Game.....	186.7	200.5
TDs Rushing.....	20	25
PASSING YARDAGE.....	2518	2702
Att-Comp-Int.....	330-219-13	338-213-7
Average Per Pass.....	7.6	8.0
Average Per Catch.....	11.5	12.7
Average Per Game.....	228.9	245.6
TDs Passing.....	18	24
TOTAL OFFENSE.....	4572	4907
Total Plays.....	754	796
Average Per Play.....	6.1	6.2
Average Per Game.....	415.6	446.1
KICK RETURNS: #-YARDS.....	59-1052	45-1029
PUNT RETURNS: #-YARDS.....	14-231	6-22
INT RETURNS: #-YARDS.....	7-49	13-122
KICK RETURN AVERAGE.....	17.8	22.9
PUNT RETURN AVERAGE.....	16.5	3.7
INT RETURN AVERAGE.....	7.0	9.4
FUMBLES-LOST.....	25-15	20-7
PENALTIES-YARDS.....	120-1096	94-909
Average Per Game.....	99.6	82.6
PUNTS-YARDS.....	49-1919	45-1786
Average Per Punt.....	39.2	39.7
Net punt average.....	36.3	31.4
TIME OF POSSESSION/GAME.....	26:57	32:33
3RD-DOWN CONVERSIONS.....	56/144	57/146
3rd-Down Pct.....	39%	39%
4TH-DOWN CONVERSIONS.....	9/20	13/22
4th-Down Pct.....	45%	59%
SACKS BY-YARDS.....	13-86	19-88
MISC YARDS.....	26	0
TOUCHDOWNS SCORED.....	40	53
FIELD GOALS-ATTEMPTS.....	9-11	10-14
ON-SIDE KICKS.....	1-1	2-3
RED-ZONE SCORES.....	36-44 82%	47-56 84%
RED-ZONE TOUCHDOWNS.....	27-44 61%	40-56 71%
PAT-ATTEMPTS.....	38-40 95%	46-49 94%
ATTENDANCE.....	14348	84151
Games/Avg Per Game.....	2/7174	7/12022
Neutral Site Games.....		2/17370

SCORE BY QUARTERS	1st	2nd	3rd	4th	Total
Prairie View A&M....	89	89	61	66	- 305
Opponents.....	73	130	105	88	- 396

Prairie View A&M Panther Football
Prairie View A&M Overall Individual Statistics (as of Aug 23, 2013)
All games

RUSHING	GP-GS	Att	Gain	Loss	Net	Avg	TD	Long	Avg/G
Fred Anderson	11-10	104	611	33	578	5.6	2	64	52.5
Courtney Brown	11-1	110	571	44	527	4.8	9	45	47.9
De'Auntre Smile	9-6	60	444	77	367	6.1	3	62	40.8
Johnta' Hebert	11-0	51	221	4	217	4.3	0	26	19.7
Spencer Nelson	11-10	30	199	11	188	6.3	4	29	17.1
Krys Watkins	11-0	7	100	0	100	14.3	0	34	9.1
Jerry Lovelocke	10-5	42	131	60	71	1.7	2	17	7.1
Terry Gilbert	3-0	3	21	0	21	7.0	0	14	7.0
Levon Castillo	7-0	6	21	2	19	3.2	0	6	2.7
Chris Cayce	1-0	1	3	0	3	3.0	0	3	3.0
Christian Rouss	2-0	1	0	0	0	0.0	0	0	0.0
Gabe Dunlap	7-2	1	0	2	-2	-2.0	0	0	-0.3
TEAM	7-0	6	0	8	-8	-1.3	0	0	-1.1
Travis Jatzlau	11-0	2	0	27	-27	-13.5	0	0	-2.5
Total.....	11	424	2322	268	2054	4.8	20	64	186.7
Opponents.....	11	458	2435	230	2205	4.8	25	49	200.5

PASSING	GP-GS	Effic	Cmp-Att-Int	Pct	Yds	TD	Lng	Avg/G
De'Auntre Smile	9-6	147.35	119-176-8	67.6	1429	11	57	158.8
Jerry Lovelocke	10-5	128.85	98-150-4	65.3	1033	5	41	103.3
Spencer Nelson	11-10	282.60	2-4-1	50.0	56	2	42	5.1
Total.....	11	140.58	219-330-13	66.4	2518	18	57	228.9
Opponents.....	11	149.46	213-338-7	63.0	2702	24	69	245.6

RECEIVING	GP-GS	No.	Yds	Avg	TD	Long	Avg/G
Spencer Nelson	11-10	60	577	9.6	2	41	52.5
Deandre Cooper	11-9	34	532	15.6	5	50	48.4
Robert Primes	8-1	24	316	13.2	1	42	39.5
Jacobie Anderso	7-5	19	187	9.8	4	37	26.7
Johnta' Hebert	11-0	16	196	12.2	1	57	17.8
Fred Anderson	11-10	12	121	10.1	0	29	11.0
Courtney Brown	11-1	10	55	5.5	1	22	5.0
Gabe Dunlap	7-2	9	151	16.8	1	36	21.6
Greg Thurmond	7-3	9	82	9.1	1	46	11.7
Krys Watkins	11-0	8	98	12.2	0	40	8.9
Jacobie King	8-5	7	86	12.3	0	21	10.8
Patrick Gant	3-0	4	66	16.5	0	33	22.0
Olatunde' Idowu	10-9	2	20	10.0	1	15	2.0
D.J. Harris	4-0	2	18	9.0	1	11	4.5
Josh Curry	5-0	2	14	7.0	0	9	2.8
Kelechi Okeadu	2-1	1	20	20.0	0	20	10.0
Total.....	11	219	2539	11.6	18	57	230.8
Opponents.....	11	213	2702	12.7	24	69	245.6

PUNT RETURNS	No.	Yds	Avg	TD	Long
Spencer Nelson	14	231	16.5	0	46
Total.....	14	231	16.5	0	46
Opponents.....	6	22	3.7	0	15

INTERCEPTIONS	No.	Yds	Avg	TD	Long
Brian Medlock	4	46	11.5	0	25
Raheem Cardwell	1	3	3.0	0	3
Adrien Grant	1	0	0.0	0	0
Chris King	1	0	0.0	0	0
Total.....	7	49	7.0	0	25
Opponents.....	13	122	9.4	0	58

KICK RETURNS	No.	Yds	Avg	TD	Long
Johnta' Hebert	49	926	18.9	1	75
Courtney Brown	5	89	17.8	0	29
TEAM	2	0	0.0	0	0
Olatunde' Idowu	1	0	0.0	0	0
Terry Gilbert	1	27	27.0	0	14
Stephen Meighan	1	10	10.0	0	10
Total.....	59	1052	17.8	1	75
Opponents.....	45	1029	22.9	1	94

FUMBLE RETURNS	No.	Yds	Avg	TD	Long
Ricky Simpson	1	60	60.0	1	60
Total.....	1	60	60.0	1	60
Opponents.....	2	118	59.0	3	85

Prairie View A&M Panther Football
Prairie View A&M Overall Individual Statistics (as of Aug 23, 2013)
All games

SCORING	----- PATs -----									TOTAL OFFENSE	G Plays				Avg/G	
	TD	FGs	Kick	Rush	Rcv	Pass	DXP	Saf	Points		Rush	Pass	Total			
Christopher Barrick	0	9-11	38-40	0-0	0	0-0	0	0	65	De'Auntre Smile	9	236	367	1429	1796	199.6
Courtney Brown	10	0-0	0-0	0-0	0	0-0	0	0	60	Jerry Lovelocke	10	192	71	1033	1104	110.4
Spencer Nelson	6	0-0	0-0	0-0	0	0-0	0	0	36	Fred Anderson	11	104	578	0	578	52.5
Deandre Cooper	5	0-0	0-0	0-0	0	0-0	0	0	30	Courtney Brown	11	110	527	0	527	47.9
Jacobie Anderso	4	0-0	0-0	0-0	0	0-0	0	0	24	Spencer Nelson	11	34	188	56	244	22.2
De'Auntre Smile	3	0-0	0-0	0-0	0	0-0	0	0	18	Johnta' Hebert	11	51	217	0	217	19.7
Fred Anderson	2	0-0	0-0	0-0	0	0-0	0	0	12	Krys Watkins	11	7	100	0	100	9.1
Jerry Lovelocke	2	0-0	0-0	0-0	0	0-0	0	0	12	Terry Gilbert	3	3	21	0	21	7.0
Johnta' Hebert	2	0-0	0-0	0-0	0	0-0	0	0	12	Levon Castillo	7	6	19	0	19	2.7
D.J. Harris	1	0-0	0-0	0-0	0	0-0	0	0	6	Chris Cayce	1	1	3	0	3	3.0
Robert Primes	1	0-0	0-0	0-0	0	0-0	0	0	6	Gabe Dunlap	7	1	-2	0	-2	-0.3
Greg Thurmond	1	0-0	0-0	0-0	0	0-0	0	0	6	TEAM	7	6	-8	0	-8	-1.1
Gabe Dunlap	1	0-0	0-0	0-0	0	0-0	0	0	6	Travis Jatzlau	11	2	-27	0	-27	-2.5
Olatunde' Idowu	1	0-0	0-0	0-0	0	0-0	0	0	6	Total.....	11	754	2054	2518	4572	415.6
Ricky Simpson	1	0-0	0-0	0-0	0	0-0	0	0	6	Opponents.....	11	796	2205	2702	4907	446.1
Total.....	40	9-11	38-40	0-0	0	0-0	0	0	305							
Opponents.....	53	10-14	46-49	0-1	1	1-3	0	0	396							

FIELD GOALS	FGM-FGA	Pct	01-19	20-29	30-39	40-49	50-99	Lg	Blk
Christo Barrick	9-11	81.8	0-0	2-2	7-9	0-0	0-0	38	0

FG SEQUENCE	Prairie View A&M	OPPONENTS
Texas Southern	-	(25),35,(42),(47)
Lamar University	-	(29)
Alabama A&M Bulldogs	(28),(32),(30)	42
North Dakota State	-	(24)
Jackson State	(30),(32)	28
Grambling State	(33),39	-
Alcorn State	(23)	28,(24)
Southern U.	-	(23)
Alabama State	-	(42),(24)
Mississippi Valley	(32),(38)	(21)
Arkansas-Pine Bluff	35	-

Numbers in (parentheses) indicate field goal was made.

PUNTING	No.	Yds	Avg	Long	TB	FC	I20	Blkd
Travis Jatzlau	48	1902	39.6	67	6	13	14	1
TEAM	1	17	17.0	17	0	0	0	0
Total.....	49	1919	39.2	67	6	13	14	1
Opponents.....	45	1786	39.7	72	7	4	13	1

KICKOFFS	No.	Yds	Avg	TB	OB	Retn	Net	YdLn
Christopher Barrick	54	3032	56.1	4	6			
Raymundo Cordov	3	123	41.0	0	0			
Total.....	57	3155	55.4	4	6	1029	35.9	34
Opponents.....	69	3664	53.1	8	3	1052	35.5	34

Prairie View A&M Panther Football
Prairie View A&M Overall Individual Statistics (as of Aug 23, 2013)
All games

ALL PURPOSE	G	Rush	Rec	PR	KOR	IR	Tot	Avg/G
Johnta' Hebert	11	217	196	0	926	0	1339	121.7
Spencer Nelson	11	188	577	231	0	0	996	90.5
Fred Anderson	11	578	121	0	0	0	699	63.5
Courtney Brown	11	527	55	0	89	0	671	61.0
Deandre Cooper	11	0	532	0	0	0	532	48.4
De'Auntre Smile	9	367	0	0	0	0	367	40.8
Robert Primes	8	0	316	0	0	0	316	39.5
Krys Watkins	11	100	98	0	0	0	198	18.0
Jacobie Anderso	7	0	187	0	0	0	187	26.7
Gabe Dunlap	7	-2	151	0	0	0	149	21.3
Jacobie King	8	0	86	0	0	0	86	10.8
Greg Thurmond	7	0	82	0	0	0	82	11.7
Jerry Lovelocke	10	71	0	0	0	0	71	7.1
Patrick Gant	3	0	66	0	0	0	66	22.0
Terry Gilbert	3	21	0	0	27	0	48	16.0
Brian Medlock	11	0	0	0	0	46	46	4.2
Olatunde' Idowu	10	0	20	0	0	0	20	2.0
Kelechi Okeadu	2	0	20	0	0	0	20	10.0
Levon Castillo	7	19	0	0	0	0	19	2.7
D.J. Harris	4	0	18	0	0	0	18	4.5
Josh Curry	5	0	14	0	0	0	14	2.8
Stephen Meighan	11	0	0	0	10	0	10	0.9
Raheem Cardwell	10	0	0	0	0	3	3	0.3
Chris Cayce	1	3	0	0	0	0	3	3.0
TEAM	7	-8	0	0	0	0	-8	-1.1
Travis Jatzlau	11	-27	0	0	0	0	-27	-2.5
Total.....	11	2054	2539	231	1052	49	5925	538.6
Opponents.....	11	2205	2702	22	1029	122	6080	552.7

Prairie View A&M Panther Football

Prairie View A&M Overall Defensive Statistics (as of Aug 23, 2013)

All games

DEFENSIVE LEADERS	GP	-----Tackles-----				TFL/Yds	-Sacks-	---Pass Def---			-Fumbles-	Blkd		
		Solo	Ast	Total				No-Yds	Int-Yds	BrUp		QBH	Rcv-Yds	FF
40 Jerome Howard	11	55	46	101	12.5-29	2.0-5	.	8	3	.	1	.	.	
55 Chuck Obi	10	30	46	76	4.0-9	.	.	1	1	
11 Raheem Cardwell	10	33	35	68	4.5-17	.	1-3	4	2	
48 Jarvis Wilson	11	25	38	63	8.0-27	0.5-2	.	2	4	.	1	.	.	
25 Stephen Meighan	11	29	18	47	2.0-5	.	.	5	
31 Brian Medlock	11	29	17	46	.	.	4-46	4	.	.	1	.	.	
30 Korey Alston	10	22	19	41	1.0-11	1.0-11	.	3	.	.	2	.	.	
23 Adrien Grant	9	23	13	36	1.5-3	.	1-0	2	
33 Ricky Simpson	10	21	12	33	0.5-1	.	.	2	.	1-60	.	.	.	
94 Dwayne Chappell	11	10	21	31	1.0-3	0.5-2	1	.	.	
9 Terrance Mitche	10	15	11	26	2.0-4	1.0-3	.	1	
20 Chris King	9	11	13	24	.	.	1-0	2	.	1-0	.	.	.	
90 Liki Porotesano	8	10	13	23	2.0-5	1.0-4	.	.	2	
53 Danny Brownell	6	11	10	21	4.0-11	
51 Deon Jones	8	9	11	20	1.5-3	1-0	.	.	.	
52 Elton Holmes	7	16	4	20	1	1-0	3	.	.	
5 Malcolm Mitchel	7	10	10	20	.	.	.	2	
91 Ryan Love	11	6	13	19	4.0-14	0.5-6	.	.	.	1-0	.	.	.	
10 Amir Smith	9	8	11	19	4.5-26	3.5-23	.	.	.	1-0	.	.	.	
83 Donald Law	6	8	8	16	4.0-43	3.0-30	.	.	2	.	1	1	.	
92 Tyler Dickson	8	3	13	16	1.0-4	1-0	.	.	.	
50 Josh Dennis	7	8	7	15	0.5-0	
26 Darrick Watkins	10	3	6	9	.	.	.	1	
95 Alpha Kamara	5	3	5	8	0.5-1	
7 Chris Motley	5	3	5	8	
97 Dante' Pickett	8	3	3	6	1.0-1	.	.	.	1	
47 Levon Castillo	7	2	3	5	1	.	
54 Brandon Medina	2	1	3	4	
22 Jarred Fletcher	4	3	1	4	
27 Charles Landry	6	1	3	4	
99 Meshak William	2	2	1	3	
TM TEAM	7	2	.	2	1	.	
85 Robert Primes	8	1	1	2	
1 Deandre Cooper	11	1	1	2	
32 Keylon Lasalle	3	1	1	2	
46 Howard Smothers	2	2	.	2	
37 Jacobie King	8	.	2	2	
2 Fred Anderson	11	1	.	1	
35 Krys Watkins	11	.	1	1	
88 Jacobie Anderso	7	1	.	1	
69 Langston Patter	5	.	1	1	
49 Josh Curry	5	1	.	1	
17 Christopher Barrick	11	1	.	1	
21 Courtney Brown	11	1	.	1	
15 Gabe Dunlap	7	1	.	1	
41 Kurt Lambert	2	1	.	1	
63 Glen Haisley	5	1	.	1	
84 D.J. Harris	4	1	.	
Total.....	11	428	426	854	60-217	13-86	7-49	37	16	7-60	10	4	.	
Opponents.....	11	480	338	818	81-223	19-88	13-122	35	10	13-118	13	2	.	

Prairie View A&M Panther Football
 Prairie View A&M Game Superlatives (as of Aug 23, 2013)
 All games

INDIVIDUAL GAME HIGHS

Rushes.....	17	Fred Anderson vs Texas Southern (Sep 01, 2012) Courtney Brown at Arkansas-Pine Bluff (Nov 17, 2012)
Yards Rushing.....	170	De'Auntre Smile vs Southern U. (Oct 27, 2012)
TD Rushes.....	3	Courtney Brown vs Texas Southern (Sep 01, 2012)
Long Rush.....	64	Fred Anderson vs Alcorn State (Oct 20, 2012)
Pass attempts.....	38	De'Auntre Smile vs Southern U. (Oct 27, 2012)
Pass completions....	29	De'Auntre Smile vs Southern U. (Oct 27, 2012)
Yards Passing.....	398	De'Auntre Smile vs Southern U. (Oct 27, 2012)
TD Passes.....	4	De'Auntre Smile vs Alcorn State (Oct 20, 2012) De'Auntre Smile vs Southern U. (Oct 27, 2012)
Long Pass.....	57	De'Auntre Smile vs Southern U. (Oct 27, 2012)
Receptions.....	9	Spencer Nelson vs Southern U. (Oct 27, 2012) Spencer Nelson vs Alabama State (Nov 03, 2012) Robert Primes at Mississippi Valley (Nov 10, 2012)
Yards Receiving.....	122	Deandre Cooper vs Southern U. (Oct 27, 2012)
TD Receptions.....	2	Jacobie Anderso vs Alcorn State (Oct 20, 2012) Spencer Nelson vs Southern U. (Oct 27, 2012) Jacobie Anderso at Arkansas-Pine Bluff (Nov 17, 2012)
Long Reception.....	57	Johnta' Hebert vs Southern U. (Oct 27, 2012)
Field Goals.....	3	Christopher Barrick at Alabama A&M Bulldogs (Sep 15, 2012)
Long Field Goal.....	38	Christopher Barrick at Mississippi Valley (Nov 10, 2012)
Punts.....	7	Travis Jatzlau vs Texas Southern (Sep 01, 2012) Travis Jatzlau at North Dakota State (Sep 22, 2012)
Punting Avg.....	46.7	Travis Jatzlau vs Alabama State (Nov 03, 2012)
Long Punt.....	67	Travis Jatzlau at Mississippi Valley (Nov 10, 2012)
Long Punt Return....	46	Spencer Nelson at Alabama A&M Bulldogs (Sep 15, 2012)
Long Kickoff Return.	75	Johnta' Hebert at Grambling State (Oct 06, 2012)
Tackles.....	18	Jerome Howard at Grambling State (Oct 06, 2012)
Sacks.....	2.0	Jerome Howard at Grambling State (Oct 06, 2012) Amir Smith vs Alabama State (Nov 03, 2012)
Tackles For Loss....	3.0	Jerome Howard at Arkansas-Pine Bluff (Nov 17, 2012)
Interceptions.....	2	Brian Medlock at Arkansas-Pine Bluff (Nov 17, 2012)

Prairie View A&M Panther Football
 Prairie View A&M Game Superlatives (as of Aug 23, 2013)
 All games

TEAM GAME HIGHS

Rushes.....	47	at Alabama A&M Bulldogs (Sep 15, 2012)
Yards Rushing.....	298	at Alabama A&M Bulldogs (Sep 15, 2012)
Yards Per Rush.....	7.0	at Grambling State (Oct 06, 2012)
TD Rushes.....	5	vs Texas Southern (Sep 01, 2012)
Pass attempts.....	50	vs Alabama State (Nov 03, 2012)
Pass completions....	34	vs Alabama State (Nov 03, 2012)
Yards Passing.....	398	vs Southern U. (Oct 27, 2012)
Yards Per Pass.....	11.6	vs Alcorn State (Oct 20, 2012)
TD Passes.....	5	vs Alcorn State (Oct 20, 2012)
Total Plays.....	96	vs Alabama State (Nov 03, 2012)
Total Offense.....	645	vs Southern U. (Oct 27, 2012)
Yards Per Play.....	8.5	vs Southern U. (Oct 27, 2012)
Points.....	52	vs Alcorn State (Oct 20, 2012)
Sacks By.....	3	vs Alabama State (Nov 03, 2012) at Arkansas-Pine Bluff (Nov 17, 2012)
First Downs.....	30	vs Alabama State (Nov 03, 2012)
Penalties.....	18	at Grambling State (Oct 06, 2012)
Penalty Yards.....	141	at Grambling State (Oct 06, 2012)
Turnovers.....	6	vs Alabama State (Nov 03, 2012)
Interceptions By....	2	vs Texas Southern (Sep 01, 2012) at Arkansas-Pine Bluff (Nov 17, 2012)

Prairie View A&M Panther Football
 Prairie View A&M Game Superlatives (as of Aug 23, 2013)
 All games

OPPONENT INDIVIDUAL GAME HIGHS

Rushes.....	32	Skinner, C., at Grambling State (Oct 06, 2012)
Yards Rushing.....	163	BILLINGS,J, at Arkansas-Pine Bluff (Nov 17, 2012)
TD Rushes.....	3	Mason,Deaunte, at Alabama A&M Bulldogs (Sep 15, 2012) Dinwiddie,De., at North Dakota State (Sep 22, 2012)
Long Rush.....	49	Stansell, B., at Mississippi Valley (Nov 10, 2012)
Pass attempts.....	38	Jones, G., at Mississippi Valley (Nov 10, 2012)
Pass completions....	24	Joseph,D., vs Southern U. (Oct 27, 2012)
Yards Passing.....	317	Joseph,D., vs Southern U. (Oct 27, 2012)
TD Passes.....	4	Joseph,D., vs Southern U. (Oct 27, 2012)
Long Pass.....	69	Jensen,Brock, at North Dakota State (Sep 22, 2012)
Receptions.....	14	Stafford, J., at Mississippi Valley (Nov 10, 2012)
Yards Receiving.....	180	Stafford, J., at Mississippi Valley (Nov 10, 2012)
TD Receptions.....	2	Davis,James, vs Texas Southern (Sep 01, 2012) Johnson, Kevin, at Lamar University (Sep 08, 2012) Goldsby,Bobby, at Alabama A&M Bulldogs (Sep 15, 2012) Vraa,Zach, at North Dakota State (Sep 22, 2012) Doss,L., vs Southern U. (Oct 27, 2012) BEVERLY,D, at Arkansas-Pine Bluff (Nov 17, 2012)
Long Reception.....	69	Vraa,Zach, at North Dakota State (Sep 22, 2012)
Field Goals.....	3	Hersh,Robert, vs Texas Southern (Sep 01, 2012)
Long Field Goal.....	47	Hersh,Robert, vs Texas Southern (Sep 01, 2012)
Punts.....	8	Wenzig, Bobby, vs Alabama State (Nov 03, 2012)
Punting Avg.....	46.0	GODWIN,A, at Arkansas-Pine Bluff (Nov 17, 2012)
Long Punt.....	72	Carter, F., at Grambling State (Oct 06, 2012)
Long Punt Return....	15	Cox,QUA, at Jackson State (Sep 29, 2012)
Long Kickoff Return.	94	Lewis,Terrance, vs Alcorn State (Oct 20, 2012)
Tackles.....	15	Harper, E., at Grambling State (Oct 06, 2012)
Sacks.....	2.0	Hardie,Mike, at North Dakota State (Sep 22, 2012)
Tackles For Loss....	3.0	Terry, Chris, vs Alabama State (Nov 03, 2012) Simpson, R., at Mississippi Valley (Nov 10, 2012)
Interceptions.....	2	Cox,QUA, at Jackson State (Sep 29, 2012) Haymore, K., at Mississippi Valley (Nov 10, 2012)

Prairie View A&M Panther Football
 Prairie View A&M Game Superlatives (as of Aug 23, 2013)
 All games

OPPONENT TEAM GAME HIGHS

Rushes.....	58	at Jackson State (Sep 29, 2012)
Yards Rushing.....	324	at Arkansas-Pine Bluff (Nov 17, 2012)
Yards Per Rush.....	7.0	at North Dakota State (Sep 22, 2012)
TD Rushes.....	5	at North Dakota State (Sep 22, 2012)
Pass attempts.....	38	at Mississippi Valley (Nov 10, 2012)
Pass completions....	24	vs Southern U. (Oct 27, 2012)
		vs Alabama State (Nov 03, 2012)
Yards Passing.....	317	vs Southern U. (Oct 27, 2012)
Yards Per Pass.....	12.4	at North Dakota State (Sep 22, 2012)
TD Passes.....	4	at North Dakota State (Sep 22, 2012)
		vs Southern U. (Oct 27, 2012)
		at Arkansas-Pine Bluff (Nov 17, 2012)
Total Plays.....	82	at Mississippi Valley (Nov 10, 2012)
Total Offense.....	605	at North Dakota State (Sep 22, 2012)
Yards Per Play.....	8.8	at North Dakota State (Sep 22, 2012)
Points.....	66	at North Dakota State (Sep 22, 2012)
Sacks By.....	4	at Lamar University (Sep 08, 2012)
		at Jackson State (Sep 29, 2012)
First Downs.....	31	at Arkansas-Pine Bluff (Nov 17, 2012)
Penalties.....	15	vs Alabama State (Nov 03, 2012)
Penalty Yards.....	146	vs Alcorn State (Oct 20, 2012)
Turnovers.....	4	at Arkansas-Pine Bluff (Nov 17, 2012)
Interceptions By....	4	at Jackson State (Sep 29, 2012)

Prairie View A&M Panther Football
Prairie View A&M Red-Zone Results (as of Aug 23, 2013)
All games

Prairie View A&M Inside Opponent Red-Zone

Date	Opponent	Score	Times			Total Pts	Rush			Pass		FGs		---- Failed to score inside RZ ----				
			In RZ	Scored			TDs	TDs	TDs	Made	FGA	Downs	Int	Fumb	Half	Game		
*Sep 01	vs Texas Southern.....	L 41-44	6	6	41	6	5	1	0	0	0	0	0	0	0	0		
Sep 08	at Lamar University....	L 0-31	0	0	0	0	0	0	0	0	0	0	0	0	0	0		
*Sep 15	at Alabama A&M Bulldogs	L 30-42	6	5	23	2	1	1	3	0	0	0	0	1	0			
Sep 22	at North Dakota State..	L 7-66	1	1	7	1	0	1	0	0	0	0	0	0	0			
*Sep 29	at Jackson State.....	L 13-34	3	3	13	1	1	0	2	0	0	0	0	0	0			
*Oct 06	at Grambling State.....	W 31-14	3	2	10	1	1	0	1	1	0	0	0	0	0			
*Oct 20	Alcorn State.....	W 52-37	6	4	24	3	1	2	1	0	0	0	1	1	0			
*Oct 27	vs Southern U.....	W 49-29	4	4	28	4	2	2	0	0	0	0	0	0	0			
*Nov 03	Alabama State.....	L 21-35	5	3	21	3	1	2	0	0	1	0	1	0	0			
*Nov 10	at Mississippi Valley..	L 20-22	3	3	13	1	1	0	2	0	0	0	0	0	0			
*Nov 17	at Arkansas-Pine Bluff.	L 41-42	7	5	34	5	3	2	0	1	0	0	1	0	0			
Totals			44	36	214	27	16	11	9	2	1	0	3	2	0			
36 of 44 (81.8%)																		

Opponents Inside Prairie View A&M Red-Zone

Date	Opponent	Score	Times			Total Pts	Rush			Pass		FGs		---- Failed to score inside RZ ----				
			In RZ	Scored			TDs	TDs	TDs	Made	FGA	Downs	Int	Fumb	Half	Game		
*Sep 01	vs Texas Southern.....	L 41-44	4	3	17	2	1	1	1	1	0	0	0	0	0			
Sep 08	at Lamar University....	L 0-31	5	5	31	4	2	2	1	0	0	0	0	0	0			
*Sep 15	at Alabama A&M Bulldogs	L 30-42	5	5	35	5	3	2	0	0	0	0	0	0	0			
Sep 22	at North Dakota State..	L 7-66	8	8	52	7	4	3	1	0	0	0	0	0	0			
*Sep 29	at Jackson State.....	L 13-34	6	4	27	4	4	0	0	1	1	0	0	0	0			
*Oct 06	at Grambling State.....	W 31-14	5	2	14	2	2	0	0	0	2	0	0	1	0			
*Oct 20	Alcorn State.....	W 52-37	5	4	23	3	1	2	1	1	0	0	0	0	0			
*Oct 27	vs Southern U.....	W 49-29	2	2	10	1	0	1	1	0	0	0	0	0	0			
*Nov 03	Alabama State.....	L 21-35	5	5	32	4	2	2	1	0	0	0	0	0	0			
*Nov 10	at Mississippi Valley..	L 20-22	5	4	22	3	2	1	1	0	0	0	0	1	0			
*Nov 17	at Arkansas-Pine Bluff.	L 41-42	6	5	35	5	2	3	0	0	0	1	0	0	0			
Totals			56	47	298	40	23	17	7	3	3	1	0	2	0			
47 of 56 (83.9%)																		